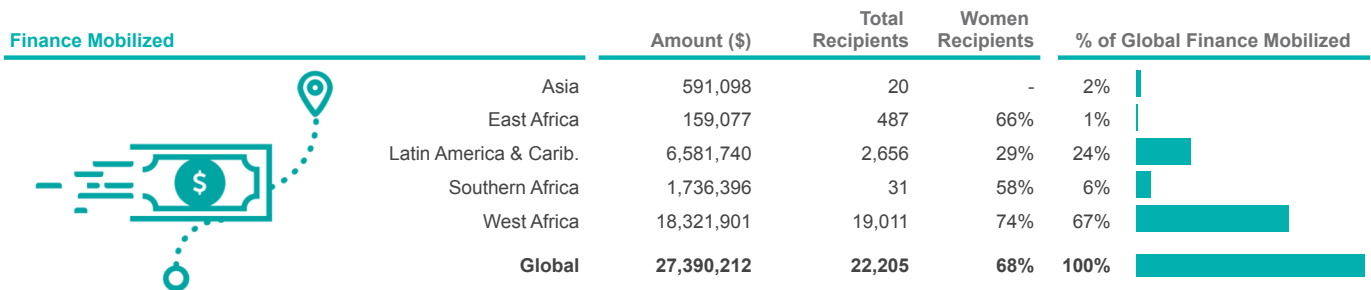

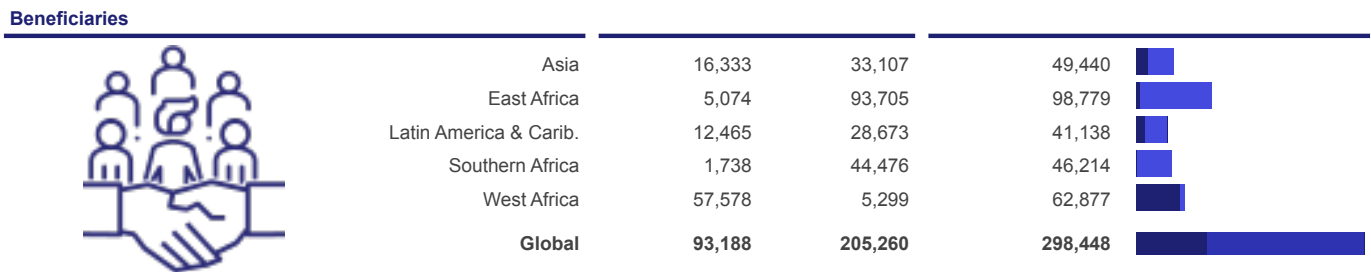
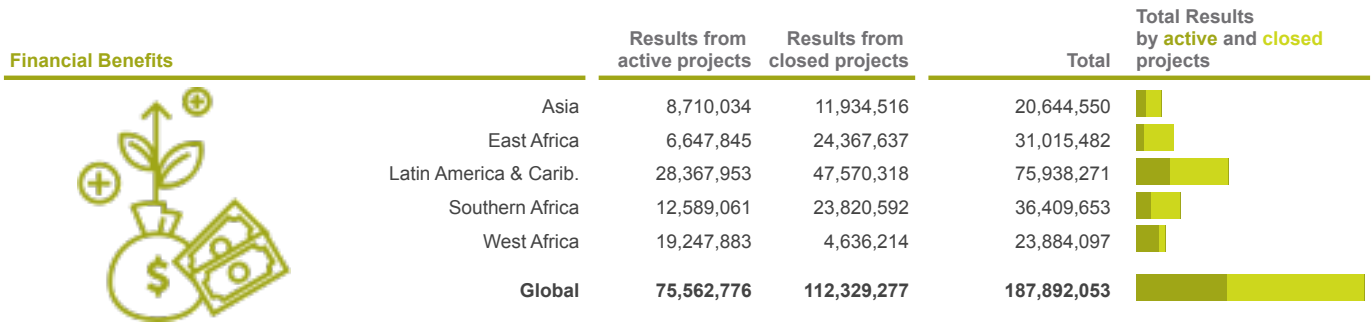


## TechnoServe's Impact - Breakdown by Region

Reporting Year 2020

This dashboard provides results from the indicators Financial Benefits, Beneficiaries, Percent Women, and Finance Mobilized. Indicators are broken down by amount contributed by active projects and closed projects, as well as the combined total. Finance Mobilized provides the combined total amount from active projects and closed projects, as well as the total recipients and percent women recipients.































\*Reference line in red added to the graphs here represent the 50% mark.

## Impact Trendline, Active Projects Only

Reporting Years 2013-2020

This table provides an overview of the trend in impact of headline indicators from each region. It only includes intervention data from projects that were active during the year in which the data was collected.

Financial Benefits		'13	'14	'15	'16	'17	'18	'19	'20	Trend
	Asia	741,370	48,724	712,653	1,391,065	8,877,094	7,415,867	8,510,647	8,710,034	
	East Africa	15,726,974	28,621,744	26,974,975	21,339,158	11,491,843	10,347,124	10,460,614	6,647,845	
	Latin America & Carib.	7,547,514	19,136,719	38,098,908	38,929,779	32,065,048	20,094,855	30,999,310	28,367,953	
	Southern Africa	21,648,373	29,163,249	19,094,525	17,221,584	9,354,628	9,331,403	8,607,919	12,589,061	
	West Africa	8,872,654	5,437,799	5,503,105	1,668,011	10,662,904	13,514,105	27,097,052	19,247,883	
	<b>Global</b>	<b>54,536,885</b>	<b>82,408,235</b>	<b>90,384,166</b>	<b>80,549,597</b>	<b>72,451,517</b>	<b>60,703,354</b>	<b>85,675,542</b>	<b>75,562,776</b>	
Beneficiaries		'13	'14	'15	'16	'17	'18	'19	'20	Trend
	Asia	2,804	6,060	5,101	2,820	16,612	23,195	17,956	16,333	
	East Africa	200,783	182,020	185,768	86,198	58,487	48,421	11,702	5,074	
	Latin America & Carib.	13,181	40,592	51,351	26,858	21,662	20,302	24,661	12,465	
	Southern Africa	58,552	86,925	70,958	40,390	32,359	17,182	716	1,738	
	West Africa	44,953	23,073	14,979	4,128	12,034	14,461	42,571	57,578	
	<b>Global</b>	<b>320,273</b>	<b>338,670</b>	<b>328,157</b>	<b>160,394</b>	<b>141,154</b>	<b>123,561</b>	<b>97,606</b>	<b>93,188</b>	
Percent Women		'13	'14	'15	'16	'17	'18	'19	'20	Trend
	Asia	38%	27%	21%	63%	56%	72%	61%	39%	
	East Africa	33%	35%	34%	34%	43%	39%	49%	43%	
	Latin America & Carib.	41%	37%	35%	27%	26%	26%	19%	28%	
	Southern Africa	25%	33%	38%	26%	24%	45%	47%	43%	
	West Africa	39%	44%	26%	42%	45%	41%	32%	30%	
	<b>Global</b>	<b>32%</b>	<b>35%</b>	<b>34%</b>	<b>32%</b>	<b>38%</b>	<b>42%</b>	<b>36%</b>	<b>32%</b>	
Finance Mobilized		'13	'14	'15	'16	'17	'18	'19	'20	Trend
	Asia	0	311,309	3,961	37,950	2,311,830	734,206	276,900	591,098	
	East Africa	14,886,530	7,728,927	8,896,642	10,178,005	557,766	409,558	2,101,061	159,077	
	Latin America & Carib.	2,376,601	8,706,698	13,158,367	11,186,485	15,128,778	4,345,502	22,135,801	5,940,682	
	Southern Africa	10,769,436	3,193,325	4,998,488	5,888,183	1,002,418	1,074,418	1,780,082	1,736,396	
	West Africa	4,297,563	2,254,660	3,185,891	1,296,943	7,882,180	1,709,119	523,014	18,321,901	
	<b>Global</b>	<b>32,330,130</b>	<b>22,194,919</b>	<b>30,243,349</b>	<b>28,587,566</b>	<b>26,882,972</b>	<b>8,272,803</b>	<b>26,816,858</b>	<b>26,749,154</b>	

## TechnoServe's 2020 Impact, by Country

Reporting Year 2020

The table below disaggregates 2020 impact by country. The figures for each country reflect both intervention and post-intervention results captured for the 2020 reporting period. The intensity of an indicator's color demonstrates greater impact.

Region	Countries	Financial Benefits	Beneficiaries	Percent Women	Finance Mobilized
<b>East Africa</b>					
	Ethiopia	\$6,759,463	13,935	32%	-
	Kenya	\$8,874,773	35,811	44%	\$159,077
	Rwanda	\$4,319,353	27,360	43%	-
	Tanzania	\$7,563,962	13,190	60%	-
	Uganda	\$3,771,449	12,273	49%	-
<b>Latin America and the Caribbean</b>					
	Brazil	\$328,279	87	30%	-
	Chile	\$11,098,713	1,275	64%	\$557,390
	Colombia	-	-	-	-
	El Salvador	\$1,448,512	2,103	32%	-
	Guatemala	\$6,348,177	2,192	47%	\$941,068
	Honduras	\$22,923,252	14,396	21%	\$942,893
	Mexico	\$5,965,528	3,598	23%	\$908,364
	Nicaragua	\$16,196,727	9,544	22%	\$249,740
	Panama	\$365,275	70	60%	-
	Peru	\$11,263,808	7,873	29%	\$2,982,285
<b>Southern Africa</b>					
	Botswana	\$5,121,634	290	45%	\$234,304
	Madagascar	\$333,333	1	0%	-
	Malawi	\$661,482	9,470	69%	-
	Mozambique	\$7,395,629	24,421	20%	\$508,882
	South Africa	\$17,104,474	556	40%	\$993,210
	Zambia	\$1,398,765	3,296	45%	-
	Zimbabwe	\$818,304	3,193	58%	-
<b>West Africa</b>					
	Benin	\$19,485,400	47,860	34%	\$1,381,901
	Cote d'Ivoire	\$2,049,343	319	38%	\$15,925,562
	Ghana	\$575,401	115	45%	-
	Nigeria	\$2,448,984	15,089	32%	\$1,014,438
<b>Asia</b>	India	\$19,925,140	45,689	52%	\$591,098
<b>Other</b>	Satellite Offices	\$3,346,893	4,442		\$0
<b>TOTAL</b>		\$187,892,053	298,448	39%	\$27,390,212

## 2020 Impact by region and project

Reporting Year 2020

This table provides a breakdown of 2020 impact across regional segments by project. For each donor, projects are listed as active reporting, closed post-project reporting, and those projects that did not report impact in 2020. The intensity of color on each indicator conveys higher impact, relative to the rest of the portfolio.

### Asia

Project Name	Financial Benefits	Beneficiaries	Percent Women	Finance Mobilized	Project Term	Focus Area	Country/ Countries	Fundcodes	Link to Data
<b>Active Projects, with results</b>									
BEST - Building Youth Excellence through Employability Services	\$6,231,860	5,253	66%	-	5/18 - 3/21	Not Area of Excellence	India	CIT020N	---
Davangere Local Economic Development	\$1,242,213	2,931	41%	-	5/15 - 3/21	Not Area of Excellence	India	CARGI015N, CARGI017N, CARGI011N, CARGI012N	---
Prakriti Program	\$201,882	458	62%	-	1/17 - 12/21	Not Area of Excellence	India	VISA007N, VISA008N, VISA005N, VISA006N	---
Sustainable Guar Initiative Program	\$1,634,354	5,194	17%	-	4/15 - 4/23	Not Area of Excellence	India	SOLWAY004N, SSIP1001-IF/SOLVAY- IF, HICHEM001N, HICHEM002N, HICHEM003N, HENKE002N, HENKE003N, SOLWAY005N, HENKE004N, SOLWAY006N, KBF001N, SOLWAY002N, HENKE001N, SOLWAY003N	---
Sustainable Livelihoods for Smallholder Farmers in AP and UP	\$2,636,368	6,546	45%	\$591,098	1/19 - 1/23	Not Area of Excellence	India	WALMA027N, WALMA030N	---
Technical Skilling Youth Employability Program	\$33,269	37	41%	-	7/19 - 7/20	Not Area of Excellence	India	MOODY5001N	---
Women's Advancement in Rural Development and Agriculture (WARDA)	\$1,573,200	7,016	100%	-	10/16 - 10/20	Not Area of Excellence	India	BMGF015N	---
<b>Closed projects, with post-project results</b>									
Accelerator program for women led businesses in	\$207,495	11	100%	-	Undetermined	Micro and small growing businesses	India		---
Access to Finance for Women-led Farmer Producer Companies in Bihar	\$20,442	16	100%	-	Undetermined	Not Area of Excellence	India		---
Building Innovation Transfer Mechanism	\$719,410	3,751	83%	-	5/14 - 12/17	Not Area of Excellence	Kenya, Malawi	USAID0020N	---
Creating Employment and Empowerment through Youth Development (CREEYD)	\$1,914,109	879	71%	-	8/16 - 5/18	Not Area of Excellence	India	CIT014N	---
Nirmal Dhara	\$2,068,327	9,935	47%	-	12/15 - 8/18	Other Agriculture	India	ABBOT009N, ABBOT011N, ABBOT010N, ABBOT008N, ABBOT007N, ABBOT006N	---
Promoting climate change resilience for smallholder farmers in Madhya Pradesh	\$2,161,621	7,413	29%	-	1/15 - 9/18	Not Area of Excellence	India	KELLO006N, KELLO013N, KELLO010N	---

Project Name	Project Term	Focus Area	Country	Fundcodes	Reason
<b>Active Projects Not Reporting for 2020</b>					
Campus to Technical Careers (C2TC) Program, Bangalore	2/20 - 5/21	Not Area of Excellence	India	CAPGEM001N - IF	In inception phase
Development and Strengthening of Producer Collectives under TNRTP	6/20 - 5/23	Other Agriculture	India	TNRTP001N	In inception phase
Improving Livelihoods of Smallholder Farming Households in Uttar Pradesh	5/20 - 7/21	Other Agriculture	India	KELLO0016N	In inception phase
Sustainable Livelihoods for Farming Households in Gir Somnath, Gujarat	7/20 - 7/21	Other Agriculture	India	HDFCB001N - IF	In inception phase

### East Africa

Project Name	Financial Benefits	Beneficiaries	Percent Women	Finance Mobilized	Project Term	Focus Area	Country/ Countries	Fundcodes	Link to Data
<b>Active Projects, with results</b>									
AAA Ethiopia Phase 2	\$587,994	3,361	31%	-	11/16 - 12/20	Coffee	Ethiopia	GMT001N, UNIDO003N, NESPR026ETH, UNIDO004N	---
AAA Kenya Phase 2	\$949,733	5,353	49%	-	1/17 - 12/20	Coffee	Kenya	NESPR026KEN	---
Agricultural Supply Chain Capacity Building, Phase II	\$116,619	2,398	50%	-	3/18 - 10/21	Not Area of Excellence	Uganda	NILEB002N, ABINB018N, ABINB008N	---
Business Women Connect	\$322,990	3,603	100%	-	10/15 - 3/20	Micro-retail	Tanzania	EXXON002N, EXXON003TZ	---
Girl's Apprentice Program, Phases 3-5	\$1,286	51	100%	-	1/18 - 7/21	Micro and small growing businesses	Uganda	CIT024N, CIT029N, CIT019N	---
Livestock Systems Innovation Lab (Improving Income and Nutrition)	\$36,903	20	15%	-	1/17 - 3/20	Other Agriculture	Rwanda	ILR002N	---
Nature for Growth	\$5,723,909	1,651	23%	-	10/15 - 2/21	Not Area of Excellence	Ethiopia	FARM001N, SIDA002N, SIDA003N	---
PAYED 3	\$790,429	903	57%	\$38,124	9/19 - 2/21	Micro-retail	Kenya, Nigeria, Tanzania, Cote d'Ivoire	CIT026KE, CIT026NG, CIT026CI, CIT026TZ, CIT026RG	---
Smart Duka Phase 2 - Buyer Groups (ELEA)	-	-	-	\$10,290	10/19 - 3/21	Micro-retail	Kenya	ELEA002N	---
Smart Dukas Phase 2 (Moody's)	\$16,888	122	68%	\$110,663	11/19 - 11/20	Micro and small growing businesses	Kenya	MOOD003N	---
Strengthening Rural Youth Development through Enterprise (STRYDE II)	\$16,669,735	24,575	49%	-	8/14 - 6/20	Micro and small growing businesses	Rwanda, Uganda, Tanzania, Kenya	MCARD005M, MCARD005N	---

**Closed projects, with post-project results**

AAA Sustainable Quality Program (Ethiopia) - Ph	\$267,557	2,171	36%	-	9/12 - 12/16	Coffee	Ethiopia	IDH05N, NESPR06N, NESPR013N	---
AAA Sustainable Quality Program (Kenya) - Phase 1	\$831,839	6,024	44%	-	6/14 - 12/16	Coffee	Kenya	NESPR014N	---
Agricultural Supply Chain Capacity Building	\$77,418	889	35%	-	12/16 - 4/18	Not Area of Excellence	Uganda	SABM006N	---
Farmer Field Schools in Coffee II	\$3,175,477	24,913	42%	-	6/16 - 6/18	Coffee	Rwanda	NAE8002N	---
Pan-African Youth Entrepreneur Development (PAYED) 2	\$645,253	252	66%	-	8/18 - 9/19	Micro-retail	Tanzania, Kenya, Cote d'Ivoire, Nigeria	CIT1023RQ, CIT1023NG, CIT1023KE, CIT1023TZ, CIT1023CIV	---
Smart Dukas Phase 1 (CITI and Elea)	\$225,750	220	61%	-	7/15 - 9/18	Micro-retail	Kenya	CIT1010N*KEN0010, ELEA001N, RAMS002N, CIT1016NKE, MCC0001N	---
Sustainable Supply Chain for Coffee	\$101,642	4,963	35%	-	1/14 - 12/17	Coffee	Ethiopia	IDH044N, MONDE001N	---
YieldWise	\$474,060	17,310	35%	-	7/15 - 11/18	Other Agriculture	Kenya	ROCKE003N, ROCKE004N	---

Project Name	Project Term	Focus Area	Country	Fundcodes	Reason
--------------	--------------	------------	---------	-----------	--------

**Active Projects Not Reporting for 2020**

Alliance for Inclusive Nutritious Food Processing (AINFP)	2/18 - 3/23	Food processing	Ethiopia, Tanzania, Kenya, Zambia	USAID024MW, USAID024ET, USAID024KE, USAID024RG, USAID024TZ, USAID024ZM, USAID024N, PFS008N	Poor or no data
Coffee Agronomy Training Program	1/18 - 12/21	Coffee	Uganda	ENVE001N	In inception phase
Development fund to link Israeli technology-innovation with Ethiopian Businesses	5/17 - 3/21	Not Area of Excellence	Ethiopia	JDC003N, JDC002N	Financial benefits not a goal
Emergence	9/19 - 9/24	Coffee	Ethiopia	USDA015CCC, USDA015N, JDE004N	In inception phase
Ethiopian Agribusiness Accelerated Platform (EAAP)	11/18 - 8/21	Other Agriculture	Ethiopia	ETHI0002N, ETHI0003N	In inception phase
Herz Foundation Coffee Agronomy Program	10/18 - 7/22	Coffee	Ethiopia	HERZ001N	In inception phase
HortiMAP Horticulture Market Acceleration Program	12/20 - 12/24	Other Agriculture	Uganda	DUTCH004N	In inception phase
IMPACT Project	10/18 - 3/22	Not Area of Excellence	Ethiopia	AGRA006N, AGRA007N	In inception phase
Improving Water Purity in Sidama Region	1/12 - 12/21	Coffee	Ethiopia	MPARK001N	Financial benefits not a goal
Inclusive Agricultural Markets Activity	12/19 - 7/24	Food processing	Uganda	DAI006N	In inception phase
Kivu Strengthening Value Chains Activity	7/17 - 3/22	Coffee	Democratic Republic of Congo	IUCN002N, TETRA001N	In inception phase
LI-WAY	7/17 - 4/22	Not Area of Excellence	Ethiopia	SIDA004	In inception phase
MCF KE mSPARK - Micro-Enterprise Recovery & Resilience Program	7/20 - 6/21	Micro-retail	Kenya	MCARD006N	In inception phase
MCIG Smart Dukas	8/17 - 1/21	Micro-retail	Kenya	MCIG001N, MCIG002N, UCB001N, MCIG003N	In inception phase
Nutrition International	11/17 - 3/20	Not Area of Excellence	Kenya	MICRO003N	Financial benefits not a goal
P4G - Strengthening Market System for Solar-Powered Water Pumps	10/19 - 6/21	Not Area of Excellence	Ethiopia	WR001N	Financial benefits not a goal
Partnership for Forests	1/18 - 8/21	Coffee	Ethiopia	GRM004N	Financial benefits not a goal
PAYED 4	10/20 - 9/21	Micro-retail	Ethiopia	CIT1030NG, CIT1030TZ, CIT1030CI, CIT1030KE, CIT1030RG	In inception phase
Providing Agribusiness Support to a Participatory Small-Scale Irrigation	4/19 - 4/21	Not Area of Excellence	Ethiopia	AGRA008N	Financial benefits not a goal
Reviving Coffee Origins - DRC	7/19 - 7/20	Coffee	Democratic Republic of Congo	NESPR037N, NESPR039N	Financial benefits not a goal
Rwanda Coffee Value Chain Development	7/20 - 12/24	Coffee	Rwanda	JDE006N, JDE005N, EU005N, EU005NA	In inception phase
Sida Youth Employment (RALIYS)	11/19 - 5/21	Not Area of Excellence	Kenya	MERCY003N	Financial benefits not a goal
Smart Dukas Phase 3 (Moody's)	12/20 - 11/21	Micro-retail	Kenya	MOOD004N	In inception phase
Strengthening Food Producer Organizations	10/15 - 3/20	Not Area of Excellence	Uganda	USAID021N	In inception phase
Sustainable Supply Chain for Unwashed Coffee in Ethiopia	10/18 - 12/21	Coffee	Ethiopia	JDE002N	In inception phase
Technical Support to the National Food facilitation	3/19 - 3/21	Food processing	Ethiopia	UNICEF002N	Financial benefits not a goal
YieldWise Mango Expansion	11/17 - 4/21	Other Agriculture	Kenya	ROCKE005N	In inception phase

**Latin America & Carib.**

Project Name	Financial Benefits	Beneficiaries	Percent Women	Finance Mobilized	Project Term	Focus Area	Country/ Countries	Fundcodes	Link to Data
<b>Active Projects, with results</b>									
AGIR Brumadinho	\$25,488	3	33%	-	9/18 - 5/21	Micro and small growing businesses	Brazil	VALE001N	—
Business Development Center, Concepción	\$828,130	79	59%	-	12/16 - 3/21	Micro and small growing businesses	Chile	SERC002N, SERC003N, SERC001N	—
Central America Small and Growing Business Accelerator 4.0 (CRECE 4.0)	\$505,958	82	69%	-	8/18 - 12/22	Micro and small growing businesses	Guatemala, El Salvador, Panama	STANF001N, CIT022N	—
Coffee Alliance for Excellence (CAFE)	\$7,794,657	7,688	28%	\$2,982,285	11/17 - 11/22	Coffee	Peru	WEST008N, AIDER001N, INNOV001N, JDE003N, USAID023N, JSE001N, ALTH001N	—
CRECE 5	\$1,092,777	79	54%	-	9/19 - 12/20	Micro and small growing businesses	El Salvador, Guatemala, Panama, Honduras	CIT027N	—
CRESCER 3.0	\$302,791	84	30%	-	7/16 - 3/22	Micro and small growing businesses	Brazil	ANGL0038N, ANGL0044N, ANGL0055N, ANGL0023N, IDB010N, ANGL0025N	—
Emerge II (regional)	\$3,469,151	185	49%	-	9/16 - 11/20	Micro and small growing businesses	Peru	IDB011N, ANGL0027N, ANGL0026N	—
EMERGE IX	\$1,718,767	135	71%	-	1/19 - 12/20	Micro and small growing businesses	Chile	ANGL0037N	—
Emerge X	\$2,861,163	162	67%	\$9,711	12/19 - 12/21	Micro and small growing businesses	Chile	ANGL0047N, ANGL0048N	—
EmpleaT	\$844,223	330	72%	-	7/16 - 5/21	Not Area of Excellence	Chile	ANGL0025N, IDB012N	—
EmpleaT 2.0	\$82,215	203	64%	-	12/19 - 3/22	Not Area of Excellence	Chile	ANGL0045N, TALEN001N, ANGL0054N	—
Entrepreneurs Ruta G21-CL	\$47,720	20	80%	-	12/18 - 3/21	Micro and small growing businesses	Chile	ANGL0035N, ANGL0043N	—
Ideas con Valor (Phase 1)	\$423,966	32	47%	-	8/16 - 12/20	Micro and small growing businesses	Mexico	GOLDC0001N	—
Ideas con Valor (Phase 2)	\$448,863	45	56%	-	2/18 - 12/20	Micro and small growing businesses	Mexico	GOLDC002N	—
Ideas con Valor Phase IV	\$70,439	15	40%	\$468	4/19 - 12/21	Micro and small growing businesses	Mexico	GOLDC003N, GOLDC004N	—
Impulsa Tu Empresa 2.0	\$13,150,143	378	45%	\$2,002,130	4/17 - 2/22	Micro and small growing businesses	Honduras, Guatemala, Nicaragua	BCEI001N, FENOR001N, PIMCO101TE, ARGID007N	—
Madre Tierra	\$3,570	240	25%	-	9/19 - 4/24	Other Agriculture	Mexico	DANON011N, FREX001N	—
Margarita	\$1,939,191	260	14%	\$907,896	5/11 - 6/23	Other Agriculture	Mexico	DANON009N, DANON010N, DANON002N, DANON005N	—
Potencia Patagonia - Community Tourism 2	-	-	-	\$547,679	2/20 - 4/21	Micro and small growing businesses	Chile	CORFO005N, CORFO006N	—
Potencia Patagonia - Community Tourism	-	-	-	-	12/18 - 6/20	Micro and small growing businesses	Chile	CORFO003N, CORFO004N, CORFO002N	—
ResCa Managerial & Environmental Sustainable Livestock	\$1,418,954	592	13%	\$131,571	5/18 - 7/21	Other Agriculture	Nicaragua	TNC001N, TNC002N	—
Walmart Inclusive Agriculture Program	\$3,079,499	3,006	22%	-	3/19 - 12/21	Other Agriculture	Mexico	WALMA028N, GRIFF001N	—
<b>Closed projects, with post-project results</b>									
Better Coffee Harvest	\$8,458,408	6,883	27%	-	1/14 - 5/19	Coffee	Nicaragua, El Salvador	PIMCO64AS, USAID019N, SMUCK002N	—
Central America Small and Growing Business Accelerator 2.0 (CRECE 2.0)	\$623,731	61	52%	-	7/16 - 9/17	Micro and small growing businesses	El Salvador, Guatemala	CIT012N	—
Central America Small and Growing Business Accelerator 3.0 (CRECE 3.0)	\$781,521	135	64%	-	5/17 - 12/18	Micro and small growing businesses	Guatemala, El Salvador, Panama	CIT017N	—
Emerge V	\$788,372	43	58%	-	1/15 - 2/17	Micro and small growing businesses	Chile	ANGL0015N	—
Emerge VI	\$1,434,000	28	61%	-	12/15 - 12/17	Micro and small growing businesses	Chile	ANGL0022N	—
Emerge VII	\$1,098,056	120	62%	-	1/17 - 12/18	Micro and small growing businesses	Chile	ANGL0028N	—
Emerge VIII	\$1,173,072	128	41%	-	3/18 - 12/19	Micro and small growing businesses	Chile	ANGL0032N	—
Impulsa Tu Empresa	\$532,672	25	100%	-	1/12 - 12/17	Micro and small growing businesses	Burkina Faso, Guatemala, Honduras, Nicaragua, El Salvador	CIT004N, ARGID004M, WALMA013N, ARGID004N, PIMCO6-ITE, IDB007N, DEPS002N, CIT011N	—

Impulsor	\$239,556	390	38%	-	7/14 - 12/18	Not Area of Excellence	Nicaragua	CARGI007N, CARGI008N	---
Joint Forces Sustainable Coffee Project	\$19,823	195	54%	-	5/15 - 5/18	Coffee	Guatemala	IDH010N, TCHB001N	---
Mejoramiento Agrícola Sostenible (MAS)	\$18,836,014	10,843	22%	-	9/12 - 9/17	Coffee	Honduras	USDA009N, COMBU005N, COVEL001N	---
Patagonia's Business Accelerator	\$222,995	27	63%	-	3/13 - 12/19	Micro and small growing businesses	Chile	CORFO001M, CORFO001N, IDB005N	---
PROGRESA Caribe	\$390,487	3,516	15%	-	2/15 - 10/19	Other Agriculture	Nicaragua	CRS002N	---
Strengthening Origin Partners	\$1,192,373	3,420	15%	-	1/15 - 12/18	Coffee	Honduras	KRAFT001N	---
Tim Horton Coffee Partnership	\$39,526	1,706	47%	-	6/14 - 9/18	Coffee	Guatemala	GOVCA001N	---

Project Name	Project Term	Focus Area	Country	Fundcodes	Reason
<b>Active Projects Not Reporting for 2020</b>					
AWE Amazonia	12/20 - 5/21	Micro and small growing businesses	Peru	UPACIF001N	In inception phase
Cadmium Mitigation in Peruvian Cacao	2/19 - 9/20	Other Agriculture	Peru	USDA014N	Financial benefits not a goal
CRECE 6	9/20 - 1/22	Micro and small growing businesses		CITI031N	In inception phase
Crescer IV	12/20 - 12/23	Micro and small growing businesses	Brazil	ANGLO059N, ANGL0055N	In inception phase
Desarrollo Economico Inclusivo Territorial Region Golfo de Fonseca 'Niwami'	7/18 - 7/22	Other Agriculture	Honduras	AYUDA001N	In inception phase
Development of Dairy Sector in Nicaragua	3/19 - 6/21	Other Agriculture	Nicaragua	IFC011N	In inception phase
Empowering women cacao farmers in Huanuco	12/19 - 12/21	Other Agriculture	Peru	WEST009N, PNIA001N	Financial benefits not a goal
Ex-Post Research for Entrepreneurship Projects in LAC	1/20 - 12/21	Micro and small growing businesses		IMPACT001N	Financial benefits not a goal
Impulsa tu Empresa 3	9/20 - 1/24	Micro and small growing businesses		ARGID010N, VISA009N	In inception phase
Kinross Paracatu Program	6/19 - 7/20	Micro and small growing businesses	Brazil	KINR001N	Financial benefits not a goal
Lupine Agribusiness Capacity Building Pilot	5/19 - 4/20	Other Agriculture	Chile	CARGI013N	Financial benefits not a goal
MAS+	9/17 - 10/22	Coffee	Honduras	COVMATCH, USDA0120CC, USDA012N, SMUCK003N	Poor or no data
MOCCA	8/18 - 12/24	Coffee	El Salvador, Guatemala, Honduras, Nicaragua, Peru	USDA013N, SMUCK004N, MCDON003N, PEET5009N, KELLO015N, OLAMD001N, NESPR040N, KELUR001N, JDE007N, USDA0130CC	In inception phase
Prolempa	8/17 - 7/22	Coffee	Honduras	CARE003N	In inception phase
Promoting US-Peru Trade for Women Entre. in San Martin	9/19 - 8/21	Micro and small growing businesses	Peru	DEPST003N	Financial benefits not a goal
Rebuilding Puerto Rico's Coffee Industry	7/18 - 12/21	Coffee	United States of America	HISPA001N, NESPR036N, STIEP01N, COLIB001N, CONPR001N, NESPR035N	In inception phase
Smallholder Market Access in Central America	7/19 - 2/22	Other Agriculture	Guatemala, Nicaragua	WALMA029N	In inception phase
Socioeconomic Development of Supply Chains - Barro Alto	12/19 - 12/22	Not Area of Excellence	Brazil	ANGLO046N	In inception phase

## Southern Africa

Project Name	Financial Benefits	Beneficiaries	Percent Women	Finance Mobilized	Project Term	Focus Area	Country/ Countries	Fundcodes	Link to Data
<b>Active Projects, with results</b>									
Business Women Connect - Mozambique	\$210,340	119	100%	-	1/17 - 12/21	Micro-retail	Mozambique	EXXON003M2	---
CATALISA	\$1,759,191	241	41%	\$508,882	7/17 - 12/22	Other Agriculture	Mozambique	ANADAR003N, ANADAR002N	---
Enterprise Development Programme at Unki mine	\$15,187	85	61%	-	10/19 - 9/22	Not Area of Excellence	Zimbabwe	ANGL0041N, ANGL0042N, ANGL0050N	---
ProSoja - Cabo Delgado Soy Industry Development	\$133,712	469	23%	-	8/19 - 7/23	Other Agriculture	Mozambique	SNV002N	---
Sizimele: Action for Resilience Building in Zimbabwe	\$71,727	90	56%	-	7/17 - 10/20	Not Area of Excellence	Zimbabwe	DCA001N	---
Supporting Malawi Oilseeds	\$55,431	1,283	50%	-	10/16 - 2/21	Food processing	Malawi	GTZ013N, GTZ010N, GTZ009N	---
The Box Shop Project	\$75,368	130	52%	-	7/15 - 1/22	Micro-retail	South Africa	MOC0002N, SANTAM002N, CITI008N, CITI013N, CITI015N2A, CITI018N, DBSA004N, AGOP001N, AGOP002N	---
Tokafala Enterprise Development - Phase II	\$676,716	54	56%	\$234,304	3/19 - 2/22	Micro and small growing businesses	Botswana	TOKA001N	---
Zimbabwe Coffee Revival	\$144,904	398	-	-	5/17 - 12/21	Coffee	Zimbabwe	NESPR028N	---

Zimele	\$16,795,773	425	35%	\$993,210	11/17 - 4/22	Micro and small growing businesses	South Africa	ANGL0031N, ANGL0033N	—
<b>Closed projects, with post-project results</b>									
Agro Initiative Technical Assistance (AITAF)	\$586,486	2,620	57%	-	10/16 - 10/17	Food processing	Zimbabwe	DFID006N	—
MozaCaju	\$4,971,334	23,560	20%	-	9/13 - 12/18	Other Agriculture	Mozambique	USDA010CCC, USDA010N	—
Small Commercial Farmer Model for Mozambique Soy	\$321,052	32	0%	-	3/16 - 12/19	Other Agriculture	Mozambique	DUTCH002N, SDAP001N, ASI001N, AGR004N	—
Swaziland Sugar Facility SSF	\$214,261	57	67%	-	1/15 - 11/18	Micro and small growing businesses	Swaziland	UBOM002N, MTNLTD001N	—
Technical Assistance Facility (TAF)	\$5,933,253	16,415	44%	-	9/11 - 10/18	Food processing	Zambia, Sierra Leone, Cameroon, Madagascar, Nigeria, Ethiopia, Burkina Faso, South Africa, Malawi	IFAD005N, IFAD005S	—
Tokafala Enterprise Development Program	\$4,444,918	236	43%	-	1/14 - 3/19	Micro and small growing businesses	Botswana	ANGL0010N	—

Project Name	Project Term	Focus Area	Country	Fundcodes	Reason
<b>Active Projects Not Reporting for 2020</b>					
CASA B - Smallholder Development Facility	4/19 - 3/24	Food processing	South Africa	DFID007N, IB01TAP1, IB05TAP02	In inception phase
Cashew Sub-sector Development	1/20 - 12/21	Other Agriculture	Mozambique	NORGES002N	In inception phase
Contract Farming R&D	2/15 - 6/21	Not Area of Excellence		WELLS015N	Financial benefits not a goal
Food Enterprises for a Developed Zambia (FED)	12/20 - 12/24	Food processing	Zambia	SIDA007N	In inception phase
Incaju-Subsidy withdrawal & Impl. plan -MZ	10/20 - 12/21	Not Area of Excellence	Mozambique	GTZ014N	In inception phase
INOVA Feed the Future Value Chain Project	3/17 - 2/22	Other Agriculture	Mozambique	DAI004N	Financial benefits not a goal
MSIKA LOL USDA	7/17 - 3/20	Other Agriculture	Malawi	LOL001N	Financial benefits not a goal
Restoring Fisheries for Sustainable Livelihoods (REFRESH)	11/19 - 6/24	Micro and small growing businesses	Malawi	PACT002N	In inception phase
Scaling Up Nutrition	4/19 - 1/23	Food processing	Zambia	DAI005N	In inception phase
Technical Support for China's Agricultural Demonstration Centers	10/17 - 11/21	Not Area of Excellence	Mozambique, Zambia	BMGFD017N	Financial benefits not a goal
Women in Business	12/17 - 1/23	Micro and small growing businesses	Mozambique	SIDA005N, SIDA005N	In inception phase
Youth and Ideas Challenge Programme	8/18 - 12/21	Micro and small growing businesses	South Africa	CITI025N, CITI032N, CITI02	Poor or no data
Zebu Africa Food Security Fund TA Facility II	10/20 - 12/25	Food processing		CDC003N	In inception phase
Zebu Technical Advisor Facility	11/18 - 10/20	Not Area of Excellence		PHATIS001N, CDC002N	Financial benefits not a goal

## West Africa

Project Name	Financial Benefits	Beneficiaries	Percent Women	Finance Mobilized	Project Term	Focus Area	Country/ Countries	Fundcodes	Link to Data
<b>Active Projects, with results</b>									
BeniBiz	\$6,721,828	701	40%	\$35,700	7/17 - 7/22	Micro and small growing businesses	Benin	SWISS006N, DUTCH003N, SWISS005N	—
BeninCaju	\$11,429,176	47,085	33%	\$1,346,201	9/15 - 4/24	Other Agriculture	Benin	USDA011CCC, USDA011N	—
Business Women Connect - Nigeria	\$137,969	191	100%	\$4,310	1/17 - 5/21	Not Area of Excellence	Nigeria	EXXON003NG	—
Cacao Transparency Project	\$444,037	12	8%	\$590,696	9/16 - 6/21	Other Agriculture	Cote d'Ivoire	CEMOI002N, CEMOI001N, GTZ011N	—
Coop Academy 2	\$941,438	25	8%	\$15,248,166	10/19 - 9/21	Other Agriculture	Cote d'Ivoire	CARGI014N	—
Livelihood Restoration Project	\$147,684	115	45%	-	2/18 - 3/21	Micro and small growing businesses	Ghana	ENI001N	—
Pro Planteur 2.0	\$108,842	8	38%	\$86,700	3/19 - 11/20	Other Agriculture	Cote d'Ivoire	LCCC003N, RAIN001N	—
Stimuler l'Esprit d'Entrepreneuriat en Côte d'Ivoire (SEEC)	\$222,626	82	37%	-	9/18 - 7/20	Micro and small growing businesses	Cote d'Ivoire	KOSM002N, KOSM001N	—
YieldWise Nigeria	\$814,360	9,709	9%	\$1,010,128	11/17 - 6/21	Other Agriculture	Nigeria	SYNGE009N, ROCKE006N	—



**Closed projects, with post-project results**

Benin Business Plan Competition	\$1,334,396	74	49%	-	7/14 - 4/17	Micro and small growing businesses	Benin	GOVBE001N	—
Enhancing Growth in New Enterprises (ENGINE)	\$427,717	-	-	-	12/13 - 12/18	Micro and small growing businesses	Ghana	DFID003N	—
Mom & Pop Shops	\$28,295	20	90%	-	7/15 - 6/17	Micro-retail	Nigeria	CIT1010N*NGA0003	—
Pan-African Youth Entrepreneur Development (PAYED) - Cote d'Ivoire	\$32,821	18	44%	-	6/17 - 9/18	Micro-retail	Cote d'Ivoire	CIT1016NCI	—
Pan-African Youth Entrepreneur Development (PAYED) - Nigeria	\$102,926	60	84%	-	6/17 - 9/18	Micro-retail	Nigeria	CIT1016NNG	—
Project Jollof	\$709,824	1,811	48%	-	1/17 - 3/18	Other Agriculture	Nigeria	SYNGE008N	—
Sunlight Water Center Project	\$280,158	2,966	86%	-	6/15 - 6/19	Micro-retail	Nigeria	UNIVE003N, WILLE001N, UNIVE004N	—

Project Name	Project Term	Focus Area	Country	Fundcodes	Reason
<b>Active Projects Not Reporting for 2020</b>					
Advancing Local Dairy Development in Nigeria (ALDDN)	1/20 - 10/24	Other Agriculture	Nigeria	SAHEL001N	In inception phase
Drone Mapping for Climate Smart Cashew Production	6/19 - 6/21	Other Agriculture	Benin	ENAB001N	Financial benefits not a goal
ENABLE Youth	6/18 - 12/20	Micro and small growing businesses	Ghana	GOVGH001N	Financial benefits not a goal
Improved Quality Grains Sourcing	11/20 - 6/21	Not Area of Excellence	Nigeria	IDH012N	In inception phase
Promoting Learning in Agribusiness using New Technologies (PLANT)	10/19 - 6/20	Micro and small growing businesses	Nigeria	DFID008N	Financial benefits not a goal
Prosper Cashew	8/20 - 9/25	Other Agriculture		USDA016CCC, USDA016N	In inception phase
Serious Shea	2/19 - 10/20	Not Area of Excellence	Burkina Faso	SERIO001N	Financial benefits not a goal
Strengthening African Processors for Food Fortification (SAPFF)	10/16 - 3/21	Food processing	Kenya, Tanzania, Nigeria	BMGFD016N, MICR0004N	Poor or no data

## Completed Project Scorecards for projects, by Region

## Projects Closed 2013-2020

This table provides life of project indicators for projects that closed between 2013-2020. Total Financial Benefits and Total Beneficiaries represent the impact achieved by a project during its implementation and in the three years following implementation. Percent Women is the average women reached during the period of the project's impact. Finance mobilized accounts for the finance generated during active implementation only. The Return on TechnoServe Investment (ROTI) describes the value we've provided to TechnoServe beneficiaries for each dollar we spend on the project.

Project Name	Total Financial Benefits	Total Beneficiaries	Average Percent Women	Total Finance Mobilized	ROTI	Total Budget	Project Term	Focus Area	Country/Countries
<b>Asia</b>									
Creating Employment and Empowerment through Youth Development (CREEYD) Nirmal Dhara	\$6,847,808	879	71%	-	22.8	\$300,000	Not Area of Excellence	Not Area of Excellence	India
	\$9,516,273	10,185	47%	\$22,350	11.8	\$804,636	Other Agriculture	Other Agriculture	India
Promoting climate change resilience for smallholder farmers in Madhya Pradesh	\$11,533,081	7,751	32%	\$3,961	10.9	\$1,058,000	Not Area of Excellence	Not Area of Excellence	India
Technical Skilling Youth Employability Program	\$158,388	37	41%	-	5.0	\$31,884	Not Area of Excellence	Not Area of Excellence	India
Employability Support For Youth In Urban Slums	\$487,308	151	94%	-	2.5	\$194,028	Not Area of Excellence	Not Area of Excellence	India
Women's Advancement in Rural Development and Agriculture (WARDA)	\$8,972,440	13,825	100%	\$3,257,430	1.8	\$4,915,721	Not Area of Excellence	Not Area of Excellence	India
Barmer Unnati : Local Economic Development	\$1,816,104	4,811	1%	\$1,140	1.5	\$1,217,842			India
Syngenta FPCs	\$326,055	6,467	29%	\$310,169	1.1	\$296,525			India
Access to Finance for Women-led Farmer Producer Companies in Bihar	\$81,768	16	100%	-	0.8	\$100,000	Not Area of Excellence	Not Area of Excellence	India
Building Innovation Transfer Mechanism	\$2,877,640	3,751	83%	-	0.8	\$3,800,000	Not Area of Excellence	Not Area of Excellence	Kenya, Malawi
Smallholder Sourcing of Corn in Bihar	\$210,736	1,307	100%	\$15,600	0.4	\$609,394			India
<b>East Africa</b>									
Farmer Field Schools in Coffee II	\$14,041,014	24,913	42%	-	11.0	\$1,281,824	Coffee	Coffee	Rwanda
The African Alliance for Improved Food Processing (AAIFP)	\$12,292,241	114	47%	\$305,442	8.2	\$1,499,860	Food processing	Food processing	Ethiopia
Women Mean Business	\$13,502,874	815	100%	\$359,621	8.1	\$1,659,000	Micro and small growing businesses	Micro and small growing businesses	Uganda
Strengthening Rural Youth Development through Enterprise (STRYDE II)	\$101,777,221	39,998	49%	\$111,661	3.9	\$25,941,561	Micro and small growing businesses	Micro and small growing businesses	Rwanda, Uganda, Tanzania, Kenya
Strengthening Rural Youth Development through Enterprise (STRYDE)	\$43,433,296	12,297	46%	-	3.8	\$11,534,270	Micro and small growing businesses	Micro and small growing businesses	Kenya, Uganda, Rwanda
Farmer Field Schools in Coffee	\$1,763,213	8,899	-	-	3.5	\$508,376	Coffee	Coffee	Rwanda
Delivery of MAP Dairy Strategy (KMAP)	\$11,955,718	58,163	36%	\$1,371,999	3.0	\$3,960,997	Other Agriculture	Other Agriculture	Kenya
Ethiopia Coffee Initiative	\$2,935,527	13,080	30%	-	2.5	\$1,200,000	Coffee	Coffee	Ethiopia
PAYED 3	\$3,161,716	903	57%	\$38,124	2.3	\$1,400,000	Micro-retail	Micro-retail	Kenya, Nigeria, Tanzania, Cote d'Ivoire
Project Nurture II	\$1,778,940	3,495	27%	\$6,575	2.2	\$800,000	Other Agriculture	Other Agriculture	Kenya
Project Nurture I	\$25,562,662	62,654	29%	\$492,191	2.2	\$11,661,272	Other Agriculture	Other Agriculture	Kenya, Uganda
Revitalizing Agriculture Incomes and New Markets (RAIN)	\$3,284,691	16,554	43%	\$45,422	1.9	\$1,723,838			Uganda
Pan-African Youth Entrepreneur Development (PAYED) 2	\$2,581,012	252	66%	\$314,513	1.8	\$1,399,999	Micro-retail	Micro-retail	Tanzania, Kenya, Cote d'Ivoire, Nigeria
AAA Sustainable Quality Program (Kenya) - Phase 1	\$5,025,519	10,222	43%	-	1.8	\$2,854,565	Coffee	Coffee	Kenya
Coffee Initiative II	\$31,763,490	82,478	30%	\$21,951,761	1.8	\$18,000,000	Coffee	Coffee	Ethiopia, Rwanda, Kenya
Conservation Cotton Initiative (CCIU)	\$3,599,987	8,326	31%	\$167,656	1.3	\$2,798,498	Other Agriculture	Other Agriculture	Uganda
EADD I	\$18,771,738	82,034	30%	\$5,020,775	1.2	\$15,900,785	Other Agriculture	Other Agriculture	Kenya, Uganda, Rwanda
Smart Dukas Phase 1 (CITI and Elea)	\$1,181,920	401	61%	\$157,081	1.1	\$1,130,053	Micro-retail	Micro-retail	Kenya
Agricultural Supply Chain Capacity Building	\$309,672	890	35%	-	1.0	\$315,000	Not Area of Excellence	Not Area of Excellence	Uganda
Solutions for African Food Enterprises (SAFE)	\$10,629,991	144	41%	\$10,546,023	1.0	\$10,854,121	Food processing	Food processing	Kenya, Malawi, Zambia, Ethiopia, Tanzania
Young Women in Enterprise (YWE)	\$3,220,541	844	100%	-	0.9	\$3,639,123	Micro and small growing businesses	Micro and small growing businesses	Kenya
Sourcing for Growth (S4G)	\$1,503,906	6,074	7%	\$2,973,321	0.8	\$1,903,348	Other Agriculture	Other Agriculture	Ethiopia
Coffee Initiative I	\$37,082,735	195,493	17%	\$18,222,071	0.8	\$47,634,200	Coffee	Coffee	Ethiopia, Rwanda, Kenya, Tanzania
YieldWise	\$2,403,719	17,421	35%	\$211,380	0.7	\$3,483,266	Other Agriculture	Other Agriculture	Kenya
Business Women Connect	\$1,224,282	2,424	100%	\$17,254	0.5	\$2,639,121	Micro-retail	Micro-retail	Tanzania
AAA Kenya Phase 2	\$3,315,304	5,353	49%	-	0.3	\$10,317,238	Coffee	Coffee	Kenya
Smallholder Poultry and Agribusiness Development Program (SPADE)	\$3,300,840	5,168	66%	\$292,954	0.3	\$11,486,909	Other Agriculture	Other Agriculture	Kenya
AAA Sustainable Quality Program (Ethiopia) - Phase 1	\$1,337,923	2,644	37%	-	0.2	\$6,421,442	Coffee	Coffee	Ethiopia
EADD II	\$1,540,150	9,498	26%	\$816,053	0.2	\$9,270,055	Other Agriculture	Other Agriculture	Uganda, Tanzania
Sustainable Supply Chain for Coffee	\$427,512	4,963	35%	-	0.1	\$3,333,605	Coffee	Coffee	Ethiopia
AAA Ethiopia Phase 2	\$1,004,556	3,361	31%	-	0.1	\$10,849,435	Coffee	Coffee	Ethiopia
Connected Farmer Alliance	\$351,446	16,025	45%	\$5,443	0.1	\$4,999,916			Kenya, Tanzania

Sapphire II	\$324,579	2,515	-	\$42	0.1	\$4,969,490			Tanzania
<b>Latin America &amp; Carib.</b>									
Impulsa Tu Empresa 2.0	\$49,830,392	378	45%	\$2,318,196	14.7	\$3,386,290	Micro and small growing businesses	Micro and small growing businesses	Honduras, Guatemala, Nicaragua
Emerge VI	\$7,021,652	113	53%	\$413,250	13.3	\$529,188	Micro and small growing businesses	Micro and small growing businesses	Chile
Mejoramiento Agrícola Sostenible (MAS)	\$107,486,984	14,805	21%	\$22,169,847	9.8	\$10,999,087	Coffee	Coffee	Honduras
Emerge VII	\$4,755,766	120	62%	\$24,166	9.7	\$488,337	Micro and small growing businesses	Micro and small growing businesses	Chile
Impulsa Tu Empresa	\$57,646,440	672	62%	\$3,692,992	9.1	\$6,331,892	Micro and small growing businesses	Micro and small growing businesses	Burkina Faso, Guatemala, Honduras, Nicaragua, El Salvador
Central America Small and Growing Business Accelerator 2.0 (CRECE 2.0)	\$2,494,924	61	52%	-	8.9	\$280,000	Micro and small growing businesses	Micro and small growing businesses	El Salvador, Guatemala
EMERGE IX	\$6,875,068	135	71%	-	8.7	\$790,607	Micro and small growing businesses	Micro and small growing businesses	Chile
Better Coffee Harvest	\$30,231,430	7,622	27%	\$4,610,913	7.8	\$3,900,435	Coffee	Coffee	Nicaragua, El Salvador
Emerge II	\$3,496,994	36	55%	\$351,405	7.2	\$483,615	Micro and small growing businesses	Micro and small growing businesses	Chile
Emerge VIII	\$4,740,442	128	41%	-	6.9	\$684,986	Micro and small growing businesses	Micro and small growing businesses	Chile
Central America Small and Growing Business Accelerator 3.0 (CRECE 3.0)	\$3,126,084	135	64%	-	6.7	\$465,000	Micro and small growing businesses	Micro and small growing businesses	Guatemala, El Salvador, Panama
Avançar	\$3,615,640	133	51%	\$97,757	6.7	\$540,126	Micro and small growing businesses	Micro and small growing businesses	Brazil
Alianza para el Desarrollo Económico	\$70,766,573	11,101	28%	\$6,480,698	6.2	\$11,499,312	Other Agriculture	Other Agriculture	Peru
Emerge IV	\$5,920,908	188	69%	\$305,961	6.2	\$962,805	Micro and small growing businesses	Micro and small growing businesses	Chile
Emerge V	\$5,835,834	175	57%	\$48,299	6.0	\$965,679	Micro and small growing businesses	Micro and small growing businesses	Chile
CRECE 5	\$4,371,108	79	54%	-	5.9	\$740,000	Micro and small growing businesses	Micro and small growing businesses	El Salvador, Guatemala, Panama, Honduras
Enterprise Development - Barro Alto	\$1,073,357	44	45%	\$42,990	5.3	\$202,512	Micro and small growing businesses	Micro and small growing businesses	Brazil
Crescer	\$4,383,968	143	39%	\$283,376	5.1	\$862,144	Micro and small growing businesses	Micro and small growing businesses	Brazil
Central America Small and Growing Business Accelerator (CRECE)	\$1,265,604	110	50%	-	5.1	\$250,000	Micro and small growing businesses	Micro and small growing businesses	Guatemala, El Salvador
Ganaderia Empresarial (GANE)	\$40,987,994	7,167	15%	\$4,953,110	5.1	\$8,100,580	Other Agriculture	Other Agriculture	Nicaragua
McDonalds Technical Assistance Program	\$21,533,055	15,328	54%	-	4.6	\$4,700,000	Coffee	Coffee	Guatemala
Strengthening Origin Partners	\$4,769,492	3,420	15%	-	4.0	\$1,200,000	Coffee	Coffee	Honduras
Impulsa Tu Empresa (Chile)	\$2,669,920	280	68%	\$171,746	3.6	\$750,000	Micro and small growing businesses	Micro and small growing businesses	Chile
Emerge III	\$2,256,860	96	74%	\$52,789	3.4	\$659,953	Micro and small growing businesses	Micro and small growing businesses	Chile
Central Wetmill Program	\$1,565,476	98	14%	\$430,000	2.2	\$709,229	Coffee	Coffee	Colombia
Smallholder Farmer Initiative	\$8,974,057	6,569	16%	-	1.2	\$7,559,683	Other Agriculture	Other Agriculture	Mexico
Impulsor	\$1,974,028	464	40%	\$6,671	1.1	\$1,793,568	Not Area of Excellence	Not Area of Excellence	Nicaragua
Ideas con Valor (Phase 1)	\$1,770,842	36	42%	-	1.1	\$1,625,157	Micro and small growing businesses	Micro and small growing businesses	Mexico
PROGRESA Caribe	\$1,930,392	4,068	16%	\$1,327,237	0.6	\$3,090,110	Other Agriculture	Other Agriculture	Nicaragua
Haiti Hope	\$3,657,132	18,556	43%	\$6,172,220	0.4	\$10,218,818			Haiti
Assistance to Beekeepers	\$210,936	336	4%	\$18,613	0.3	\$685,753			Honduras
Tim Horton Coffee Partnership	\$212,132	1,706	47%	-	0.2	\$880,000	Coffee	Coffee	Guatemala
Haiti Business Accelerator	\$435,590	57	35%	-	0.2	\$2,000,000	Micro and small growing businesses	Micro and small growing businesses	Haiti
Haiti Peanut	\$43,309	433	23%	\$879	0.0	\$1,418,397			Haiti
<b>Southern Africa</b>									
Jobs Fund	\$63,920,956	14,011	-	\$5,133,492	7.3	\$8,779,785			South Africa
Tokafala Enterprise Development Program	\$27,525,032	376	76%	\$4,269,064	7.0	\$3,957,726	Micro and small growing businesses	Micro and small growing businesses	Botswana
Agro Innovation Zimbabwe (AIZ)	\$43,880,105	45,805	33%	\$4,701,034	6.3	\$6,945,304	Food processing	Food processing	Zimbabwe
Regional Gates Soy	\$47,211,082	25,593	29%	\$177,000	5.9	\$8,049,230	Other Agriculture	Other Agriculture	Mozambique, Zambia

Technical Assistance Facility (TAF)	\$30,271,534	28,724	36%	\$2,226,830	3.0	\$10,055,776	Food processing	Food processing	Zambia, Sierra Leone, Cameroon, Madagascar, Nigeria, Ethiopia, Burkina Faso, South Africa, Malawi
Agro Initiative Technical Assistance (AITAF)	\$2,345,944	2,765	57%	-	2.7	\$875,000	Food processing	Food processing	Zimbabwe
MozaCaju	\$26,285,442	24,186	22%	-	2.5	\$10,340,715	Other Agriculture	Other Agriculture	Mozambique
Market solutions to impact food security and youth development in Swaziland Emerging Farmers Initiative (EFISA)	\$2,392,678	872	57%	-	2.4	\$984,440			Swaziland
	\$776,764	202	53%	\$23,439	2.1	\$376,000	Other Agriculture	Other Agriculture	South Africa
Increasing Incomes via Information Systems	\$1,390,729	13,115	56%	-	1.7	\$829,681			Zimbabwe
Seed Multiplication Project I	\$7,740,816	3,572	19%	\$1,199,552	1.6	\$4,999,877			Mozambique
Emerging Farmers Program	\$1,616,032	229	45%	\$326,463	1.3	\$1,272,495	Other Agriculture	Other Agriculture	South Africa
Swaziland Sugar Facility SSF	\$857,044	57	67%	-	1.0	\$885,505	Micro and small growing businesses	Micro and small growing businesses	Swaziland
Accelerating Women and Youth Enterprises in South African Metros (AWESAM)	\$269,586	22	50%	\$253,600	0.8	\$342,500	Micro and small growing businesses	Micro and small growing businesses	South Africa
Small Commercial Farmer Model for Mozambique Soy	\$2,256,022	33	0%	-	0.7	\$3,084,184	Other Agriculture	Other Agriculture	Mozambique
African Youth Agripreneurship Program (AYAP) II	\$280,130	272	66%	-	0.5	\$586,984	Micro and small growing businesses	Micro and small growing businesses	South Africa
Boost In-Bev Kick Start South Africa	\$286,048	74	44%	-	0.5	\$592,592	Micro-retail	Micro-retail	South Africa
Community Based Livelihoods Development for Women and Children (CBLD)	\$259,381	1,207	64%	\$29,774	0.2	\$1,541,032			Swaziland
Spar Rural Hub project	\$49,604	571	69%	\$244,164	0.1	\$411,487	Micro-retail	Micro-retail	South Africa
Competitive Horticulture and Coconut in Inhambane	\$175,451	399	27%	\$424,827	0.1	\$2,807,936			Mozambique
uAsha	\$281,637	247	69%	-	0.1	\$4,353,192	Not Area of Excellence	Not Area of Excellence	South Africa
<b>West Africa</b>									
African Cashew Initiative I	\$29,984,643	40,808	35%	\$6,015,000	1.8	\$3,947,310	Other Agriculture	Other Agriculture	Benin, Ghana, Cote d'Ivoire, Burkina Faso
Promoting Cashew Farmer Livelihood	\$11,419,978	8,607	42%	-	1.4	\$1,544,447	Other Agriculture	Other Agriculture	Nigeria
Project Jollof	\$2,839,296	1,811	48%	-	5.2	\$550,000	Other Agriculture	Other Agriculture	Nigeria
African Cashew Initiative II	\$3,595,859	3,161	73%	\$1,599,679	4.7	\$762,263	Other Agriculture	Other Agriculture	Cote d'Ivoire
Cocoa Livelihoods	\$18,682,775	11,168	19%	\$4,568,161	3.2	\$5,792,138	Other Agriculture	Other Agriculture	Cote d'Ivoire, Nigeria, Ghana
Benin Business Plan Competition	\$5,337,584	74	49%	\$4,608,988	1.7	\$3,175,294	Micro and small growing businesses	Micro and small growing businesses	Benin
Stimuler l'Esprit d'Entrepreneuriat en Côte d'Ivoire (SEEC)	\$732,046	8	25%	-	1.4	\$540,217	Micro and small growing businesses	Micro and small growing businesses	Cote d'Ivoire
Pan-African Youth Entrepreneur Development (PAYED) - Nigeria	\$414,523	78	71%	-	1.3	\$330,439	Micro-retail	Micro-retail	Nigeria
Cote d'Ivoire Business Plan Competition	\$2,866,556	1,026	3%	\$775,125	0.8	\$3,419,418	Micro and small growing businesses	Micro and small growing businesses	Cote d'Ivoire
Miniprix	\$306,480	39	100%	-	0.8	\$390,211	Micro and small growing businesses	Micro and small growing businesses	Cote d'Ivoire
Sunlight Water Center Project	\$1,369,754	3,514	73%	-	0.8	\$1,786,166	Micro-retail	Micro-retail	Nigeria
Enhancing Growth in New Enterprises (ENGINE)	\$3,857,183	165	36%	\$916,325	0.7	\$5,926,441	Micro and small growing businesses	Micro and small growing businesses	Ghana
Mom & Pop Shops	\$113,180	20	90%	-	0.6	\$200,000	Micro-retail	Micro-retail	Nigeria
Coop Academy	\$869,052	24	8%	\$713,194	0.6	\$1,543,137	Other Agriculture	Other Agriculture	Cote d'Ivoire
Pan-African Youth Entrepreneur Development (PAYED) - Cote d'Ivoire	\$131,284	36	44%	-	0.4	\$330,099	Micro-retail	Micro-retail	Cote d'Ivoire
Pro Planteur 2.0	\$108,842	8	38%	\$86,700	0.2	\$566,543	Other Agriculture	Other Agriculture	Cote d'Ivoire